

Reviews**Insulin resistance and atherosclerosis: convergence between metabolic pathways and inflammatory nodes***Published on the Internet 26 July 2013, doi:10.1042/BJ20130121*

R. Stöhr and M. Federici

1–11

SOcK, MiSTs, MASK and STicKs: the GCKIII (germinal centre kinase III) kinases and their heterologous protein–protein interactions*Published on the Internet 26 July 2013, doi:10.1042/BJ20130219*

P.H. Sugden, L.J. McGuffin and A. Clerk



13–30

Research Papers**Vesicular uptake of *N*-acetylaspartylglutamate is catalysed by sialin (SLC17A5)***Published on the Internet 26 July 2013, doi:10.1042/BJ20130300*

J. Lodder-Gadaczek, V. Gieselmann and M. Eckhardt

31–38

Crystal structures of S6K1 provide insights into the regulation mechanism of S6K1 by the hydrophobic motif*Published as BJ Immediate Publication 3 June 2013, doi:10.1042/BJ20121863*

J. Wang, C. Zhong, F. Wang, F. Qu and J. Ding



39–47

Evolutionarily conserved structural changes in phosphatidylinositol 5-phosphate 4-kinase (PI5P4K) isoforms are responsible for differences in enzyme activity and localization*Published as BJ Immediate Publication 12 June 2013, doi:10.1042/BJ20130488*

J.H. Clarke and R.F. Irvine



49–57

Structural insights into the inhibition of type VI effector Tae3 by its immunity protein Tai3*Published as BJ Immediate Publication 3 June 2013, doi:10.1042/BJ20130193*

C. Dong, H. Zhang, Z.-Q. Gao, W.-J. Wang, Z. She, G.-F. Liu, Y.-Q. Shen, X.-D. Su and Y.-H. Dong



59–68

Trafficking defects in PAS domain mutant Kv1.1.1 channels: roles of reduced domain stability and altered domain–domain interactions*Published as BJ Immediate Publication 31 May 2013, doi:10.1042/BJ20130328*

Y. Ke, C.A. Ng, M.J. Hunter, S.A. Mann, J. Heide, A.P. Hill and J.I. Vandenberg



69–77

The type III TGF β receptor regulates filopodia formation via a Cdc42-mediated IRSp53–N-WASP interaction in epithelial cells*Published as BJ Immediate Publication 10 June 2013, doi:10.1042/BJ20121701*

S.Y. Oh, E.H. Knelson, G.C. Blobel and K. Myhre



79–89

Cell cycle regulation of purine synthesis by phosphoribosyl pyrophosphate and inorganic phosphate*Published as BJ Immediate Publication 4 June 2013, doi:10.1042/BJ20130153*

A. Fridman, A. Saha, A. Chan, D.E. Casteel, R.B. Pilz and G.R. Boss



91–99




Pharmacological characteristics of Kv1.1- and Kv1.2-containing channels are influenced by the stoichiometry and positioning of their α subunits*Published as BJ Immediate Publication 31 May 2013, doi:10.1042/BJ20130297*

A. Al-Sabi, S.K. Kaza, J.O. Dolly and J. Wang



101–108

Contents

- CD25 and CD69 induction by $\alpha 4\beta 1$ outside-in signalling requires TCR early signalling complex proteins
Published as BJ Immediate Publication 11 June 2013, doi:10.1042/BJ20130485 A.-M. Cimo, Z. Ahmed, B.W. McIntyre, D.E. Lewis and J.E. Ladbury 109–121
- The CPVT-associated RyR2 mutation G230C enhances store overload-induced Ca^{2+} release and destabilizes the N-terminal domains
Published as BJ Immediate Publication 7 June 2013, doi:10.1042/BJ20130594 Y. Liu, L. Kimlicka, F. Hiess, X. Tian, R. Wang, L. Zhang, P.P. Jones, F. Van Petegem and S.R.W. Chen 123–131
- Roles of EXTL2, a member of the EXT family of tumour suppressors, in liver injury and regeneration processes
Published as BJ Immediate Publication 4 June 2013, doi:10.1042/BJ20130323 S. Nadanaka, S. Kagiya and H. Kitagawa  133–145
- Copper chaperone Atox1 interacts with the metal-binding domain of Wilson's disease protein in cisplatin detoxification
Published as BJ Immediate Publication 11 June 2013, doi:10.1042/BJ20121656 N.V. Dolgova, S. Nokhrin, C.H. Yu, G.N. George and O.Y. Dmitriev  147–156
- Single residues dictate the co-evolution of dual esterases: MCP hydrolases from the α/β hydrolase family
Published as BJ Immediate Publication 10 June 2013, doi:10.1042/BJ20130552 M. Alcaide, J. Tornés, P.J. Stogios, X. Xu, C. Gertler, R. Di Leo, R. Bargiela, Á. Lafraya, M.-E. Guazzaroni, N. López-Cortés, T.N. Chernikova, O.V. Golyshina, T.Y. Nechitaylo, I. Plumeier, D.H. Pieper, M.M. Yakimov, A. Savchenko, P.N. Golyshin and M. Ferrer  157–166
- Correction**
- Structural characterization of amorphous calcium carbonate-binding protein: an insight into the mechanism of amorphous calcium carbonate formation J. Su, X. Liang, Q. Zhou, G. Zhang, H. Wang, L. Xie and R. Zhang 167