

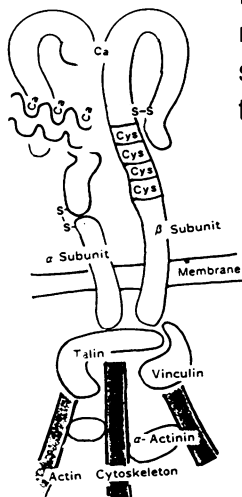
26 Essays in 26 BIOCHEMISTRY 26 Volume 26

Edited by **K. F. Tipton**

ISBN 1 85578 007 0 PRICE : £12.50/US\$25.00

Essays in Biochemistry is one of the most popular series of books created by the Biochemical Society. First started in 1965, and until recently published by Academic Press, the Society has now entrusted its publication to Portland Press. The series has undergone extensive revision to restore its relevance for its primary audience - advanced undergraduates, graduate students and their teachers.

Essays in Biochemistry will be published annually at the start of each academic year. Each volume will cover exciting and rapidly developing areas of biochemistry and molecular and cellular biology of particular interest to students and their teachers. Carefully selected bibliographies provide a lead in to the primary literature, helping readers pursue topics in greater depth.



Contents

- The biochemistry of memory **Steven P. R. Rose**
- Tubulin and microtubules **Edward H. Byard and Bodo M.H. Lange**
- Plant signal perception and transduction: the role of the phosphoinositide system **Bjørn K. Drøbak**
- Artificial cell adhesive proteins **Kiyotoshi Sekiguchi, Toshinaga Maeda and Koiti Titani**
- The urea cycle: a two compartment system **Malcolm Watford**
- Antibody engineering: an overview **Richard O'Kennedy and Paul Roben**
- Ecstasy: towards an understanding of the biochemical basis of the actions of MDMA **Marcus Rattray**
- Structure and function of ribonuclease A binding subsites **Xavier Parés, M. Victòria Nogués, Rafael de Llorens and Claudi M. Cuchillo**
- Metabolic studies using ¹³C nuclear magnetic resonance spectroscopy
Ronnitte Badar-Goffer and Herman Bachelard



Order form

Please send me ___ copies of **Essays in Biochemistry**
(£12.50/US\$25.00)

Name: _____

Address: _____

_____ Postcode _____


Credit card number:

Expiry date: _____ Signature: _____

Payment can be made by cheque or credit card.

Send this order form to: **Portland Press Ltd, Commerce Way,
Colchester CO2 8HP England**

Or order by fax: 0206 549331 (+44 206 549331)

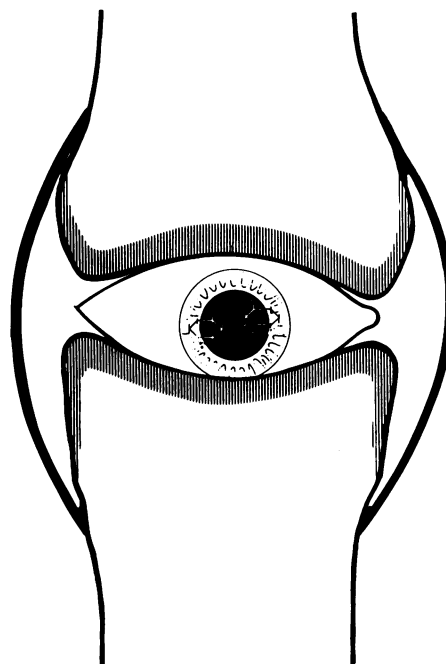


KERATAN SULPHATE

Chemistry, Biology,
Chemical Pathology

Edited by

HELMUT GREILING
&
JOHN E. SCOTT



Keratan sulphate is unique, standing at a crossroads, sharing the potential of both typical glycoproteins and typical proteoglycans. In one direction lie immunology, cell development and oncogenesis; in the other, important roles in the ultrastructure and function of cornea, joints and intervertebral discs. This book, the first in the field, is the fruit of the first full international symposium on keratan sulphate. The challenge of new viewpoints produced controversy, but also much common ground; this is revealed by the edited discussions, grouped for continuity, which follow the main sections. The bibliography is collected into one section, providing much of the literature on keratan sulphate in one place.

Contents: **PART I - CHEMISTRY:** Structure of keratan sulphate proteoglycans: core proteins, linkage regions, carbohydrate chains (*Stuhlsatz, Keller, Becker, Oeben, Lennarts, Fisher & Greiling*); Structural and conformational analysis of keratan sulphate oligosaccharides and related carbohydrate structures (*Hounsell*); Discussion. **PART II - IMMUNOLOGY:** Keratan sulphate oligosaccharides, members of a family of antigens of the poly-N-acetyl-lactosamine series (*Feizi*); Studies of keratan sulphates of aorta and cartilage utilizing MAb 6D2 (*Baker*); Detection and purification of corneal keratan sulphate proteoglycan from non-corneal tissues (*Funderburgh & Conrad*); Discussion. **PART III - BIOSYNTHESIS:** Biosynthesis of skeletal and corneal keratan sulphate (*Balduini, De Luca & Castellani*); Keratan sulphate proteoglycans: chemistry and biosynthesis of the linkage regions (*Hascall & Kimura*); Discussion. **PART IV - REGULATION OF BIOSYNTHESIS:** Factors affecting the pathway for the biosynthesis of keratan sulphate (*Mason & Sweeney*); Sulphation, chain elongation and chain termination in keratan sulphate biosynthesis (*Keller, Stuhlsatz & Greiling*); Keratan sulphate: a functional substitute for chondroitin sulphate in O₂-deficient tissues? (*Scott, Stockwell, Balduini & De Luca*); Discussion. **PART V - DEGRADATION:** Substrate specificity of keratan sulphate-degrading enzymes (endo- β -galactosidase, keratanase and keratanase II) from micro-organisms (*Nakazawa, Ito, Yamagata & Suzuki*); Degradation of keratan sulphate proteoglycans (*Kresse*); Discussion. **PART VI - KERATAN SULPHATE IN THE TISSUES:** The chemical morphology of keratan sulphate proteoglycans (*Scott*); Articular cartilage keratan sulphate: maturation, ageing, biomechanical and scale effects (*Stockwell*); Proteoglycans of mammalian corneal stroma (*Damle & Gregory*); Discussion; Developmental aspects of keratan sulphate (*Cintron, Covington, Kublin, Gregory & Damle*); Keratan sulphate proteoglycans in organ and cell culture (*Dahl*); Discussion. **PART VII - CHEMICAL PATHOLOGY:** Studies of the metabolism of keratan-sulphate-bearing proteoglycans of cartilage (*Thonar, Williams, Sweet, Maldonado, Lenz, Schnitzer & Kuetner*); Serum keratan sulphate in rheumatoid arthritis and different clinical subsets of osteoarthritis (*Seibel, Towbin, Braun, Kiefer, Müller & Paulsson*); Factors affecting the determination of keratan sulphate using monoclonal antibodies in immunoassay procedures (*Caterson, Brooks, Satsangi, Ratcliffe, Hardingham & Muir*); Discussion; Alterations in the synthesis of keratan sulphate proteoglycan in corneal wound healing and in macular corneal dystrophy (*Hassell, SundarRaj, Cintron, Midura & Hascall*); Distribution of keratan sulphate-containing proteoglycans in human aorta and their possible role in the calcification of aorta (*Greiling, Löffler & Stuhlsatz*); Discussion. *Bibliography. Index.*

ISBN 0 904498 25 5

Price £25.00/US\$ 48.00

262 pages (casebound with jacket)



Portland Press Ltd.

P.O. Box 32, Commerce Way, Colchester CO2 8HP, U.K.

Telephone 0206-46351/Facsimile 0206-549331

Nutrient Regulation of Insulin Secretion

edited by **P. R. Flatt**

ISBN 1 85578 004 6



The mechanism of insulin release in response to the body's intake of nutrients is a problem at the centre of research into diabetes. **Nutrient Regulation of Insulin Secretion** is a comprehensive review of the mechanisms by which nutrients, such as glucose, and neurohormonal stimuli generated by feeding, control pancreatic B-cell function in health and disease.

Contents

Insulin secretion and the entero-insular axis **L.M. Morgan**

Role of classical and peptidergic neurotransmitters in insulin secretion **J.J. Holst**

Intra-islet interactions **V. Marks, E. Samols and J. Stagner**

Biosynthesis of insulin secretory granule proteins **P.C. Guest and J.C. Hutton**

Regulation of insulin secretion by nutrients: the fuel concept **W.J. Malaisse**

Glucokinase: signal recognition enzyme for glucose-induced insulin secretion **S. Lenzen**

Phospholipids and insulin secretion **N. G. Morgan and W. Montague**

Intracellular pH and B-cell function **L. Best**

Regulation of K^+ permeability and membrane potential in insulin-secreting cells **J.-C. Henquin, A. Debuyser, G. Drews and T. D. Plant**

Ion channels involved in the regulation of nutrient-stimulated insulin secretion **F. M. Ashcroft, B. Williams, P. A. Smith and C. M. S. Fewtrell**

Cytoplasmic calcium and insulin secretion **B. Hellman, E. Gylfe, E. Grapenglosser, P.-E. Lund and A. Marcström**

The role of protein kinase C in insulin secretion **S. J. Persaud, P.M. Jones and S.L. Howell**

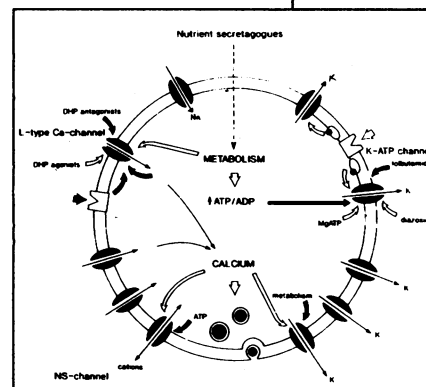
Cyclic AMP, protein phosphorylation and insulin secretion **S. J. Hughes and S.J.H. Ashcroft**

Mechanisms of action of entero-insular hormones, islet peptides and neural input on the insulin secretory process **P.-O. Berggren, P. Rorsman, S. Efendic, C.-G. Ostenson, P.R. Flatt, T. Nilsson, P. Arkhammar and L. Juntti-Berggren**

Molecular mechanisms of sulphonylurea action in the pancreatic B-cell **D.A. Nelson, L. Aguilar-Bryan, H. Raef and A.E. Boyd III**

Defective insulin secretion in diabetes and insulinoma **P. R. Flatt, C.J. Bailey, P.-O. Berggren, L. Herberg and S.K. Swanston-Flatt**

Mechanisms of destruction of insulin-secreting cells **H. Okamoto**



Copies of **Nutrient Regulation of Insulin Secretion** (price £60.00/US\$111.00) can be ordered from Portland Press at the address below. Payment should accompany order and can be made by cheque or credit card.

Portland Press Ltd, Commerce Way, Whitehall Industrial Estate, Colchester, CO2 8HP, England.
24-Hour ordering by Fax: 0206 549331 (UK) 919 227 1566 (USA) (+44 206) 549331 (rest of the world)