

BIOTECHNOLOGY

Edited by C. F. PHELPS
and P. H. CLARKE

The fourteen contributions forming this volume were presented at a London meeting of the Biochemical Society including the Society's Forty-Eighth Symposium 'Biotechnology', in December 1982. With today's increasing pressures to develop latest laboratory findings into practical industrial processes as quickly as possible the chosen theme of this Symposium was a timely one. The papers represent up-to-date reports from international biochemists whose work is of direct relevance to the wide areas of interests concerned with biotechnology, together with glimpses of the early development of its techniques and a look at its exciting future.

List of contents and authors:

Preface. How Biotechnology Developed at University College London by **E. M. Crook**. *The Future of Biotechnology* by **P. Dunnill**. *Carbohydrate Transformations by Immobilized Cells* by **C. Bucke**. *Biological Halogenation and Epoxidation* by **S. L. Neidleman & J. Geigert**. *High-Productivity Alcohol Fermentations using Zymomonas mobilis* by **M. L. Skotnicki, R. G. Warr, A. E. Goodman, K. J. Lee & P. L. Rogers**. *The Problem of Lignin Biodegradation* by **L. Wallace, A. Paterson, A. McCarthy, U. Raeder, L. Ramsey, M. MacDonald, R. Haylock & P. Broda**. *Special Bacterial Polysaccharides and Polysaccharases* by **T. Harada**. *A New Era of Exploitation of Microbial Metabolites* by **A. L. Demain**. *Industrial Prospects for Thermophiles and Thermophilic Enzymes* by **B. S. Hartley & M. A. Payton**. *Anaerobic Fermentations – Some New Possibilities* by **J. G. Morris**. *Xenobiotic Degradation in Industrial Sewage: Haloaromatics as Target Substrates* by **H. J. Knackmuss**. *Genetic Analysis and Manipulation of Catabolic Pathways in Pseudomonas* by **P. R. Lehrbach & K. N. Timmis**. *Plant Cell Cloning and Culture Products* by **L. H. Jones**. *A Hybrid Promoter and Portable Shine-Dalgarno Regions of Escherichia coli* by **H. A. De Boer, L. J. Comstock, A. Hui, E. Wong & M. Vasser**.
Subject Index.

257 pp. ISBN 0 904498 15 8 £25.00 (US \$57.50)

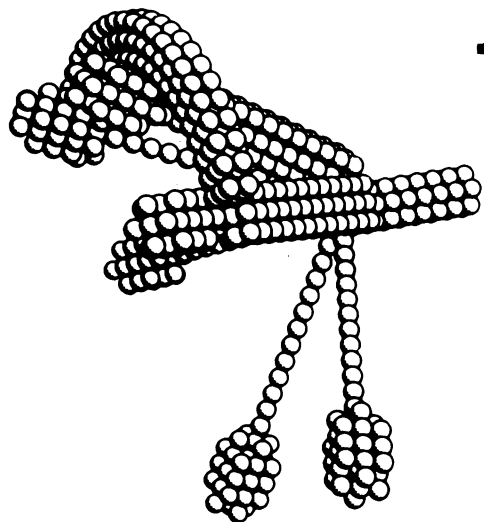


Order from

THE BIOCHEMICAL SOCIETY BOOK DEPOT

PO Box 32, Commerce Way, Colchester CO2 8HP, Essex, U.K.

Molecular Variants of Proteins



– Biosynthesis and Clinical Relevance

Edited by
P.N. CAMPBELL and
C.F. PHELPS

List of contents and authors:

Introduction by **P. N. Campbell**. *Structural Homology of Nicotinic Acetylcholine Receptor Subunits* by **S. Numa**. *Alternative RNA Processing Events as a Critical Developmental Regulatory Strategy in Neuroendocrine Gene Expression* by **M. G. Rosenfeld, S. G. Amara & R. M. Evans**. *Evolution in the Insulin Family: Molecular Clocks that Tell the Wrong Time* by **M. Bajaj, T. Blundell & S. Wood**. *The Molecular Pathology of Human α_1 -Antitrypsin* by **R. W. Carrell, I. C. Bathurst & S. O. Brennan**. *Collagen Gene Structure: the Paradox May be Resolved* by **H. Boedtker & S. Aho**. *Studies on Keratin Multigene Families* by **G. E. Rogers**. *The Interferons* by **J. Taylor Papadimitriou**. *Structure–Function Relationships in Immunoglobulins* by **R. A. Dwek, B. J. Sutton, S. J. Perkins & T. W. Rademacher**. *Muscle Protein Isoforms and Physiological Function: Role of Nerve in Gene Expression* by **S. V. Perry, G. K. Dhoot & D. H. Heeley**. *Calcium-dependent Proteinases and Specific Inhibitors: Calpain and Calpastatin* by **T. Murachi**. *The Biochemistry of Variant Surface Glycoproteins of the African Trypanosomes* by **M. J. Turner**. *The Implications of Genetic Variation in Human Pathology* by **R. Williamson, K. E. Davies, J. Donald, C. Gilliam, S. Wallis & S. Humphries**. *Subject Index*.

192 pp. ISBN 0 904498 16 6 £25.00 (US\$ 50.00)

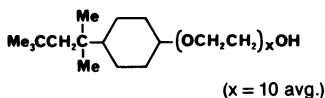


Order from
THE BIOCHEMICAL SOCIETY BOOK DEPOT
PO Box 32, Commerce Way, Colchester CO2 8HP, Essex, U.K.



Biochemical Tools

Nonionic Detergent



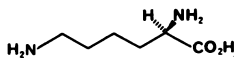
Reduced Triton® X-100, also known as Triton-RTX, is a nonionic detergent similar to Triton X-100, for the extraction of proteins from membranes. The reduced analog offers an important advantage over Triton X-100, in that UV absorption and fluorescence are virtually eliminated.

Tiller, G.E.; Mueller, T.J.; Dockter, M.E.; Struve, W.G. *Anal. Biochem.* 1984, 141, 262.

28,210-3 Triton® X-100, reduced
5g \$13.05; 25g \$43.60

*Registered trademark of Rohm & Haas Co.

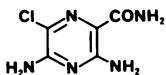
α -Amino Acid With Unnatural Configuration



28,170-0 D-Lysine monohydrate, 99%
1g \$7.00; 5g \$23.00

28,171-9 D-Lysine monohydrochloride, 97%
5g \$18.00; 25g \$60.00

Pharmaceutical Intermediate

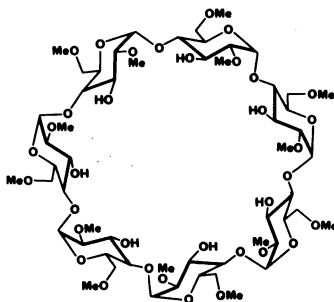


Starting material for a series of pyrazine diuretics.

- 1) Cragoe, Jr., E.J. *et al. J. Med. Chem.* 1967, 10, 66.
- 2) Jones, J.H.; Cragoe, Jr., E.J. *ibid.* 1968, 11, 322.
- 3) Watthey, J.W.H. *et al. ibid.* 1980, 23, 690.
- 4) U.S. Patents 3,313,813 (1967); 3,577,418 (1971); 4,309,540 (1982); 4,362,724 (1982).

27,788-6 6-Chloro-3,5-diaminopyrazine-2-carboxamide, 98%
250mg \$18.50; 1g \$51.00

Dimethyl β -Cyclodextrin

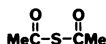


This versatile cyclodextrin forms complexes more soluble in aqueous solutions than those of the corresponding unsubstituted cycloamylose.¹ It acts as a free-radical polymerization initiator-carrier,² stimulates fatty acid synthesis,³ and enhances the water solubility of vitamins A, D, E and K.⁴ Low in barium and sodium.⁵

- 1) Casu, B. *et al. Carbohydr. Res.* 1979, 76, 59.
- 2) Taguchi, H. *et al. Makromol. Chem.* 1983, 184, 925.
- 3) Machida, Y. *et al. J. Biol. Chem.* 1973, 248, 6246.
- 4) Pitha, K. *Life Sci.* 1981, 29, 307; *Chem. Abstr.* 1981, 95, 103253a.
- 5) ICP analysis of a typical batch: Ba < 0.1 ppm, Na < 5 ppm.

27,953-6 Heptakis(2,6-di-O-methyl)- β -cyclodextrin, 98% ("dimethyl β -cyclodextrin")
1g \$19.50
5g \$65.00

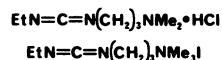
Diacetyl Sulfide



Diacetyl sulfide (acetyl sulfide, DAS) is a convenient substrate, more stable than diacetyl disulfide in neutral aqueous solutions, for the localization of acetylcholinesterase by light and electron microscopy.

Gautron, J. *Histochemistry* 1982, 76, 469.
A2,220-3 Acetyl sulfide, 98%
5g \$12.00; 25g \$47.50

Peptide Coupling Agents



We now offer 1-(3-dimethylaminopropyl)-3-ethylcarbodiimide (EDC) methiodide, a water-soluble condensing agent for peptide synthesis and protein modification, which is particularly useful in neutral aqueous solutions. Excess reagent and urea by-products are easily separated from products of limited water solubility. The hydrochloride salt is also available and can be used in non-aqueous solvents, e.g., dimethylformamide, dichloromethane, and acetonitrile, as well.

- 1) Sheehan, J.C.; Cruickshank, P.A.; Boshart, G.L. *J. Org. Chem.* 1961, 26, 2525.
- 2) Packer, L.; Tristram, S.; Herz, J.; Russell, C. *FEBS Lett.* 1979, 108, 243.

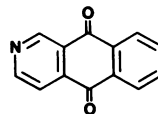
16,146-2 1-(3-Dimethylaminopropyl)-3-ethylcarbodiimide hydrochloride, 98 + % (EDC hydrochloride)

1g \$6.75; 10g \$38.25

16,534-4 1-(3-Dimethylaminopropyl)-3-ethylcarbodiimide methiodide (EDC methiodide)

1g \$4.50
10g \$28.00

Biquidone



A primary contributor to the insect teratogenicity associated with commercial reagent-grade acridine.¹ Treating eggs with a single dose causes morphological abnormalities in cricket embryos.²

- 1) Ma, C.Y.; Ho, C.-H.; Walton, B.T.; Kao, G.L.; Guerin, M.R. *Environ. Sci. Technol.* 1984, 18, 362.
- 2) Walton, B.T.; Ho, C.-H.; Ma, C.Y.; O'Neill, E.G.; Kao, G.L. *Science* 1983, 222, 422.

28,221-9 Benz[*g*]isoquinoline-5,10-dione, 99% (biquidone) 25mg \$10.60
100mg \$35.00



chemists helping chemists in research & industry

aldrich chemical co.

© P.O. Box 355, Milwaukee, Wisconsin 53201 USA • (414) 273-3850