

1807  1982

Wiley

CHICHESTER · NEW YORK
BRISBANE · TORONTO · SINGAPORE

**STRUCTURE OF COMPLEXES
BETWEEN BIOPOLYMERS AND
LOW MOLECULAR WEIGHT
MOLECULES**

by **W. Bartmann** and **G. Snatzke**

This book is concerned with structure determination of biologically active molecules. The subject is of growing importance commercially as well as academically as medical chemists seek to streamline their approach to the construction of molecules. Statistically, 9,000 compounds have currently to be synthesized in order to produce one new drug. Therefore, it is important that chemists should know more about the site of action where chemical entities influence biological reactions as agonists or antagonists on special receptors or as inhibitors of enzymes. Further information is also needed on how small molecules bind to biopolymers and what kind of chemical reactions they initiate.

The book presents the proceedings of the Eleventh Workshop Conference Hoechst, which was one in a series of meetings whose objective is to summarize recent progress in different scientific disciplines which contribute to drug research.

November 1982 approx. 220pp
085501 720 1 approx. \$56.00/£26.00

A Wiley Heyden publication

**BIOACTIVE CARBOHYDRATES:
In Chemistry, Biochemistry and Biology**

by **J.F. Kennedy** and **C.A. White**, *Research Laboratory for the Chemistry of Bioactive Carbohydrates and Proteins, Department of Chemistry, University of Birmingham*

The authors, well known figures of international repute in this field, place their emphasis throughout the book on the biological significance at both the monomer and macromolecular levels. They provide a broad yet fundamental introduction to the field.

October 1982 approx. 280pp
085312 201 6 approx. \$53.65/£27.50

Published by Ellis Horwood Ltd., Chichester.

**TRIPLET STATE ODMR
SPECTROSCOPY:
Techniques and Applications to Biophysical
Systems**

edited by **R.H. Clarke**, *Boston University*

April 1982 576pp
0471 07988 X \$78.50/£43.75

**ATAXIA-TELANGIECTASIA:
A Cellular and Molecular Link Between
Cancer, Neuropathology and Immune
Deficiency**

edited by **B.A. Bridges**, *MRC Cell Mutation Unit, University of Sussex, Brighton*,
and **D.G. Harnden**, *Department of Cancer Studies, University of Birmingham*

April 1982 422pp
0471 10055 2 \$49.50/£19.75

**TRANSPORT IN SKELETAL
MUSCLE**

by **R.A. Sjodin**, *University of Maryland*

An historical approach to ion transport in skeletal muscle, using frog muscle as a model. It discusses all major components of ionic flux believed to be occurring in skeletal muscle fibers. It presents basic principles, early research, and traces the transport studies that have placed skeletal muscle in the same framework as red blood cells and giant axons.

Transport in the Life Sciences Series Volume 3

September 1982 174pp
0471 05265 5 \$46.50/£27.25

**TOPICS IN ANTIBIOTIC CHEMISTRY
Volume 6**

edited by **P.G. Sammes**, *Professor and Head of the Department of Organic Chemistry, University of Leeds*

Volume 6 contains three reviews. The first article, by Dr. George Ellames describes recent studies on antifungal agents, and concentrates on the imidazole reagents most popularly prescribed for such infections.

The other two topics concentrate on the nucleoside antibiotics. The first of these two reviews, by Dr. John Goodchild, covers the biochemical role of such agents. The final topic, by Professor Grant Buchanan and Dr. Richard Wightman details chemical studies on the nucleoside antibiotics and naturally occurring analogues.

September 1982 346pp
085312 457 4 \$60.30/£30.00

Published by Ellis Horwood Ltd., Chichester.

**PRESYNAPTIC RECEPTORS:
Mechanisms and Functions**

edited by **J. de Bellerocoe**, *Charing Cross Hospital Medical School, London*

Widens the approach to presynaptic receptors by the examination of their role in the main transmitter systems of the body, and their characteristics and functions are demonstrated by electrophysiological, biochemical, behavioural, and immunological, as well as pharmacological, methods.

October 1982 224pp
085312 407 8 \$50.25/£25.00

Published by Ellis Horwood Ltd., Chichester.

**MEMBRANE MIMETIC CHEMISTRY:
Characterizations and Applications of
Micelles, Microemulsions, Monolayers,
Bilayers, Vesicles, Host-Guest Systems, and
Polyions**

by **J.H. Fendler**, *Clarkson College of Technology*

October 1982 approx. 576pp
0471 07918 9 approx. \$80.00/£46.80

**TEXTBOOK OF BIOCHEMISTRY:
With Clinical Correlations**

edited by **T.M. Devlin**, *Hahnemann Medical College & Hospital of Philadelphia*

March 1982 1302pp
0471 05039 3 \$48.00/£26.50



John Wiley & Sons Limited

Baffins Lane · Chichester · Sussex PO19 1UD · England

BIOCHEMICAL SOCIETY SYMPOSIA No. 46

Mobility and Migration of Biological Molecules

Edited by P. B. GARLAND and R. J. P. WILLIAMS

Mobility and Migration of Biological Molecules was the title of the Biochemical Society's Forty-sixth Symposium held in London in December 1980. The fifteen papers presented by leading biochemists involved in research studies of molecular movement are now published in this book. In particular, the aspects of intramolecular movements of proteins, movements of ions and reaction intermediates in proteins (including the structure and function of ion channels), rotational and lateral movements in biomembranes and movements of proteins across membranes are discussed in detail. *Mobility and Migration of Biological Molecules* offers the specialist a valuable review of the existing state of knowledge and useful signposts for the directions further research must take.

275 pp. ISBN 0 904498 13 1 £25.00 (US\$57.50)

Order from
 THE BIOCHEMICAL SOCIETY BOOK DEPOT
PO Box 32, Commerce Way, Colchester CO2 8HP, Essex, U.K.

Writing a Scientific Paper & Speaking at Scientific Meetings

By Vernon Booth



Soft cover 48 pp.
£2.50 (US\$6.00)

To the newly revised and amplified fifth edition of *Writing a Scientific Paper*, the author has added the companion essay on *Speaking at Scientific Meetings*. Widely praised in its earlier editions, this concise compendium of advice is expected to receive renewed acclaim. By both the first-time writers of scientific papers and the alert 'old hand' it will be found of the greatest help in avoiding faults in writing and presenting papers.


To order or to obtain details of discounts available for purchases in quantity write to:

 The Biochemical Society Book Depot, P.O. Box 32,
Commerce Way, Colchester CO2 8HP, Essex, U.K.

BIOCHEMICAL NOMENCLATURE

AND

RELATED DOCUMENTS



This compendium, previously published under the title of *Collected Tentative Rules and Recommendations of the Commission on Biochemical Nomenclature* has now been updated and published in its third edition for the International Union of Biochemistry by the Biochemical Society under the title: *Biochemical Nomenclature and Related Documents*.

The compendium, prepared by the IUB Committee of Editors of Biochemical Journals, collects together all the current rules and recommendations on nomenclature that have emanated from the IUPAC-IUB and IUB nomenclature committees. As such it is an indispensable part of the library of all biochemists.

The price is £3.50/US\$7.00, postage-paid (vi plus 223 pages, paper bound). A 20% discount is allowable on orders for 10 or more copies to a single address. Payment must accompany the order.

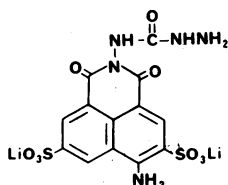
Order from The Biochemical Society Book Depot, P.O. Box 32, Commerce Way, Colchester CO2 8HP Essex, U.K.



Lucifer Yellow Dyes

The Lucifer Yellow dyes are intensely fluorescent 4-aminonaphthalimide dyes useful, as intracellular markers in a wide range of biological systems.^{1,2} Both dyes bind to tissue and can be detected at very low concentrations.

Lucifer Yellow CH



Lucifer Yellow CH has been found very effective for marking neurons.^{1,2} It has been used most often as a tracer to reveal the shape of neurons¹⁻⁶ and is also used to study their regeneration pattern.⁷⁻⁹

Lucifer Yellow CH is injected intracellularly into neurons and other cells *via* a micropipette. It then spreads rapidly and is retained within the membrane of the injected cell.² *In vivo*, the dye spreads rapidly to certain adjacent cells, a process known as "dye coupling", used to reveal the nature of cell junctions.^{2,9}

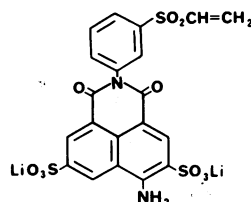
Another technique, known as "backfilling", involves immersing the cut end of a nerve into a solution of Lucifer Yellow CH, which moves up the axons by diffusion or through an imposed electrical current. The cells are then impaled with a micropipette and their physiology studied.²

In the process of "cell killing" all or part of an intracellularly injected cell is irradiated.¹⁰ The irradiated portion of the cell is killed in minutes, but adjacent cells are not affected. This selective cell destruction allows study of certain aspects of cell physiology.

Although Lucifer Yellow CH does not have significant electron density, it finds application in electron microscopy because of its intense fluorescence.²

The dye is water soluble and aqueous solutions seem to be chemically stable for several months at ambient temperature. It has a low order of toxicity, so that *in vivo* studies of dye-filled neurons are possible.²

Lucifer Yellow VS



Lucifer Yellow VS reacts rapidly and covalently with amino and sulfhydryl groups of proteins and other tissue under mild conditions. The dye is extremely water soluble and its fluorescence intensity is unchanged from pH 2-10.^{1,2} This pH independence should make Lucifer Yellow VS suitable for monitoring pH-induced conformational changes in macromolecules. It has also been suggested that Lucifer Yellow VS might be useful for immunofluorescence staining below pH 6.²

References:

- 1) Stewart, W.W. *Cell* 1978, 14, 741.
- 2) Stewart, W.W. *Nature* 1981, 292, 17.
- 3) De Monasterio, F.M.; Schein, S.J.; McCrane, E.P. *Science* 1981, 213, 1278.
- 4) Shafer, M.R.; Calabrese, R.L. *Cell Tissue Res.* 1981, 214, 137.
- 5) Crawford, A.C.; Fettiplace, R. *J. Physiol. (London)* 1980, 306, 79.
- 6) Peacock, J.H.; Rush, D.F.; Mathers, L.H. *Brain Res.* 1979, 169, 231.
- 7) Murphy, A.D.; Kater, S.B. *ibid.* 1980, 186, 251.
- 8) Bulloch, A.G.; Kater, S.B. *Science* 1981, 212, 79.
- 9) Andrew, R.D.; Mac Vicar, B.A.; Dudek, F.E.; Hatton, G.I. *ibid.* 1981, 211, 1187.
- 10) Müller, J.P.; Silverston, A.I. *ibid.* 1979, 206, 702.

| | | |
|----------|-------------------|-----------------------------|
| 86,150-2 | Lucifer Yellow CH | 10mg \$11.75 |
| | | 25mg \$23.50; 100mg \$80.00 |
| 86,205-3 | Lucifer Yellow VS | 10mg \$12.75 |
| | | 25mg \$25.50; 100mg \$85.60 |

We are continuously adding to our product line; please inquire for a stain or dye you do not find listed in our catalog.



chemists helping chemists in research & industry

aldrich chemical co.

P.O. Box 355, Milwaukee, Wisconsin 53201 • (414) 273-3850

Great Britain:
Aldrich Chem. Co., Ltd.
The Old Brickyard, New Road
Gillingham, Dorset SP8 4JL
England

West Germany/Europe:
EGA-Chemie KG
(Aldrich subsidiary)
7924 Steinheim am Albuch
West Germany

France:
EGA Chimie France S.a.r.l.
(Aldrich subsidiary)
27, Fosse des Treize
67 000 Strasbourg, France

Japan:
Aldrich Japan
c/o Kyodo Bldg. Shinkanda
10 Kanda-Mikuracho
Chiyoda-Ku, Tokyo, Japan

Canada:
Aldrich Chem. Co.
(Canada), Ltd.
1411 Fort Street
Montreal, Quebec
Canada H3H 2N7

Israel:
Sigma Israel Chem. Co.
P.O. Box 37673
Tel Aviv
Israel 61360