


Biochemica

MERCK



BIOSCIENCE REPORTS

Communications and Reviews in Molecular and Cellular Biology

Published by The Biochemical Society

BIOSCIENCE REPORTS is a new international monthly journal devoted to the rapid publication of high-quality papers that advance new concepts in the areas of molecular and cellular biology. Review articles and other topical material will be included from time to time.

Hon. Advisory Editors:

A. KORNBERG
R. R. PORTER
F. SANGER

Board of Editors: Chairman: C. A. PASTERNAK (U.K.)
Deputy Chairman: K. A. PIEZ (U.S.A.)

R. A. BRADSHAW (U.S.A.)
W. J. BRAMMAR (U.K.)
G. H. DIXON (Canada)
R. F. DOOLITTLE (U.S.A.)
A. A. EDDY (U.K.)
D. M. ENGELMAN (U.S.A.)
F. W. HEMMING (U.K.)
H.-D. KLENK (Germany)
E. LAZARIDES (U.S.A.)

W. J. LENNARZ (U.S.A.)
H. J. MULLER-EBERHARD (U.S.A.)
V. MUTT (Sweden)
A. PETERKOVSKY (U.S.A.)
D. SCHULSTER (U.K.)
P.-P. SLONIMSKI (France)
R. J. P. WILLIAMS (U.K.)
A. R. WILLIAMSON (U.K.)

Publication Details

ISSN 0144-8463

Monthly, starting January 1981. There will be one volume per year.

Subscription Rate

1 year	£85.00	US\$191.00
Per part	£8.00	US\$ 18.00

Despatched by Air Mail






Call for Papers

Short reports of original research, of sufficient interest and significance to justify rapid publication, in all areas of biochemistry can be submitted directly to any member of the Board of Editors. Publication will be within approximately 2 months of receipt. Instructions to authors for *Bioscience Reports* with the addresses of all Editors are available from The Biochemical Society, 7 Warwick Court, London WC1R 5DP.

Order from



THE BIOCHEMICAL SOCIETY BOOK DEPOT
P.O. Box 32, Commerce Way, Colchester CO2 8HP,
Essex, U.K.



The Light Programme!

new bioluminescence products from Boehringer Mannheim

ATP-CLS

(Constant Light Signal)
Test Combination for the
measurement of ATP
consuming or producing
reactions. Limit of
sensitivity 2.5×10^{-11} mol/l.

ATP-HS

(High Sensitivity) This Test
Pack contains extremely
pure reagents with ultra low
residual ATP content which
gives you high sensitivity
down to 5×10^{-13} mol/l.

NAD(P)H

Test Combination for
the measurement of
NAD(P)H by the
photobacterium luciferase
method in the range 10^{-7}
to 10^{-9} mol/l.

Each Test Pack contains performance tested reagents
which are ready to use. You can therefore execute the test
quickly easily and without reagent wastage.

BCL

Write now for detailed product
information.

Bell Lane, Lewes, East Sussex BN7 1LG

m.annheim
boehringer